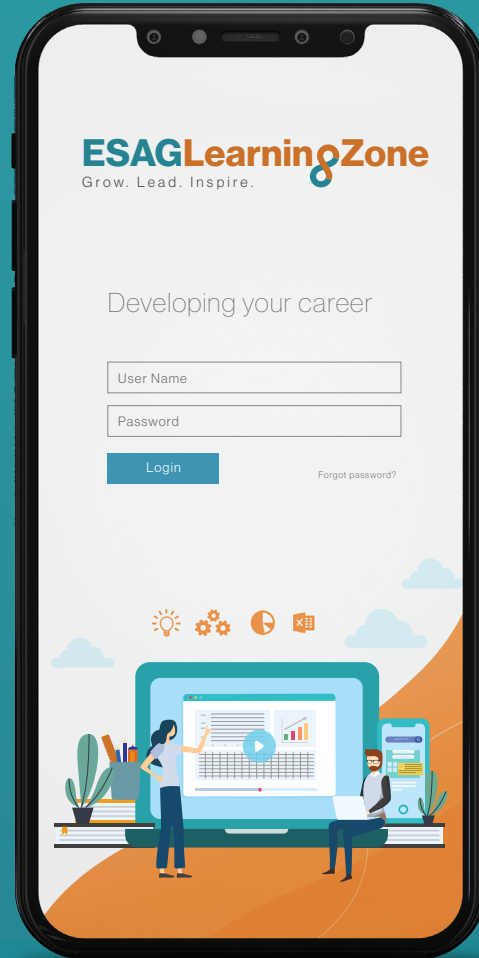




Download the
FREE Cornerstone app
and start learning today



Logging into ESAG LearningZone

- a. If you are accessing ESAG LearningZone from within the company network, click on the blue 'Continue' button.

- b. If accessing the platform elsewhere, such as at home or in an internet café, login using your ESAG email address as the username and type 'esag' as the password.

If logging in for the first time, you will be prompted to change your password.

ESAG LearningZone
Grow. Lead. Inspire.

Developing your career

Please click continue if you are inside the ESAG network.

Continue

Please sign in if you are outside ESAG premises.

ahmadali

.....

Login

Forgot Password?

Access to this application restricted to authorised persons only.
Evidence of criminal actions performed using this facility may be passed to law enforcement officials to support court cases. Do not proceed if

EASA SALEH AL GURG GROUP

Type here to search

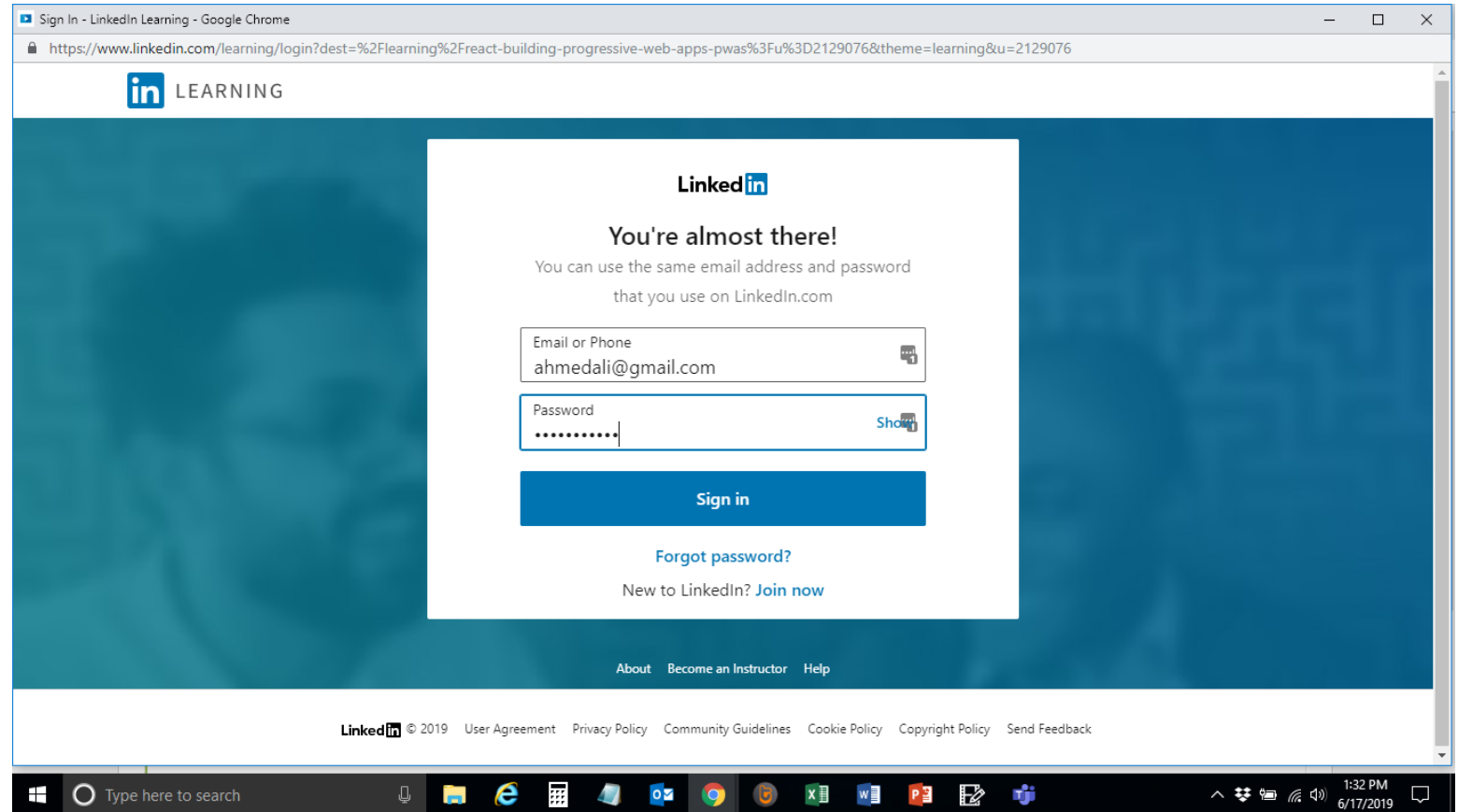
2:09 PM
6/16/2019

Accessing online courses

Important: A LinkedIn profile is required to access online courses. If you don't have a LinkedIn account, please create one prior to accessing online courses.

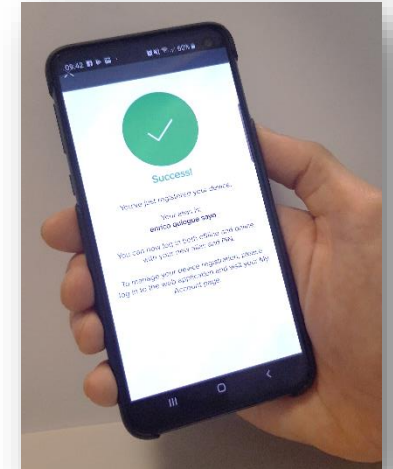
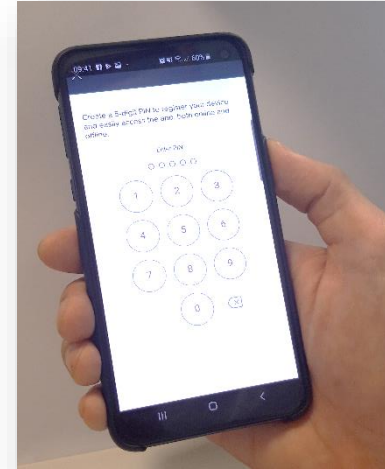

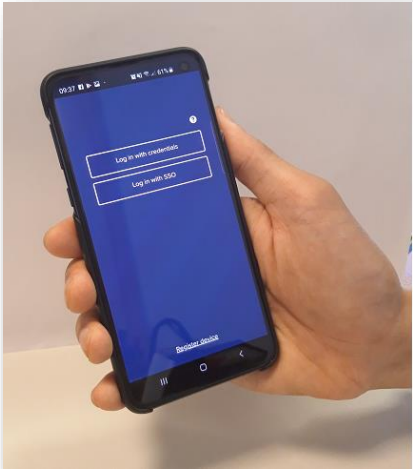
1. After logging in to ESAG Learning Zone, search for your preferred online course and click on the 'Launch' button.
2. A LinkedIn login screen will appear. Login to your existing LinkedIn account. You only need to do this once to access all online courses.

Note: The login screen will not appear if you are already logged in to LinkedIn in your computer.



Mobile app registration instructions

Important: Before logging into the mobile app, please ensure you have already set-up your password in the esaglearningzone.com website.



Step 1:

Select 'Login with credentials'

Step 2:

- In the *Portal* field, type: 'alurgtalen' (without quotes)
- In the *Username* field, type your ESAG email address
- In the *Password* field, enter the password you have set-up in the [esaglearningzone](http://esaglearningzone.com) website.

Step 3:

Create a 5- digit PIN.
Please take a note of this PIN and keep it somewhere safe. Do not share you PIN to anyone.

Step 4:

A confirmation message will appear once you have successfully registered your device.

Tap on the X button at the upper left corner to close the message.